

# **RB TRACK – Mobile Application**

---

## **Mobility for Field Operatives**

**RBTrack** app is a Field Planning Consultant tracking system for Rainbow Financial Services.

- ✓ View New Appointments
  - ✓ **Review Old Appointments**
  - ✓ Track Consultant Location
  - ✓ **Submit Customer Information**
- 
- Front End: IONIC
  - **API: PHP**
  - Back End: MySQL



## Internet Based Connectivity





## Login - User Specific ID

rainbow  
Progress Towards Prosperity

Username

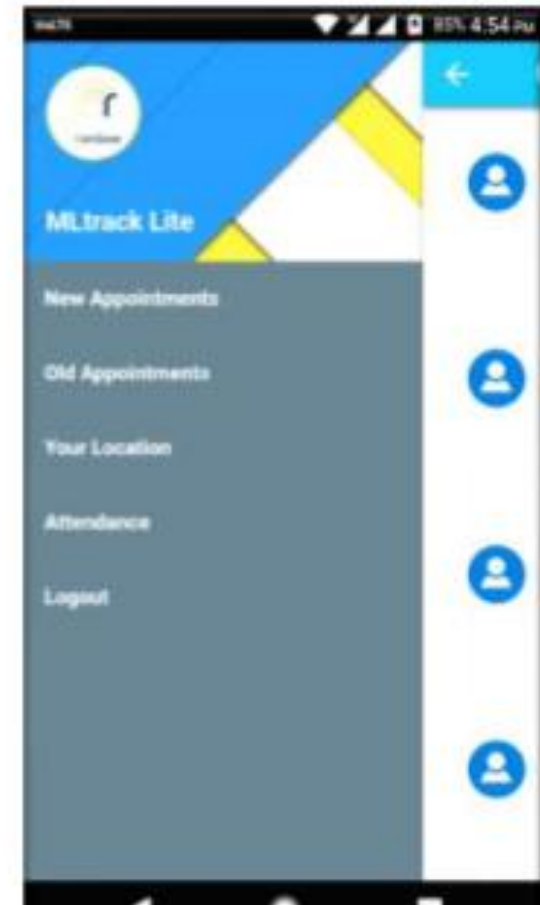
Password

LOGIN

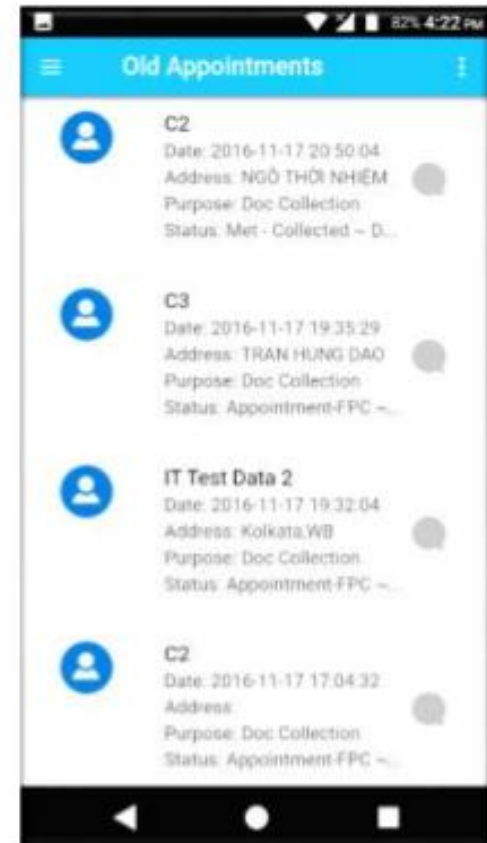
82% 4:25 PM

The image shows a mobile application login screen. At the top, there is a status bar with a battery icon, signal strength icon, and the text "82% 4:25 PM". Below the status bar is the "rainbow" logo, which consists of a stylized rainbow icon followed by the word "rainbow" in a blue, sans-serif font. Underneath the logo is the tagline "Progress Towards Prosperity" in a smaller, lighter blue font. The main content area contains two input fields: "Username" and "Password", each with a light gray border and a small eye icon to the right. Below the input fields is a large, bright blue button with the word "LOGIN" in white, uppercase letters. At the bottom of the screen is a black navigation bar with three white icons: a back arrow, a home circle, and a recent apps square.

## Easy Slider Menu

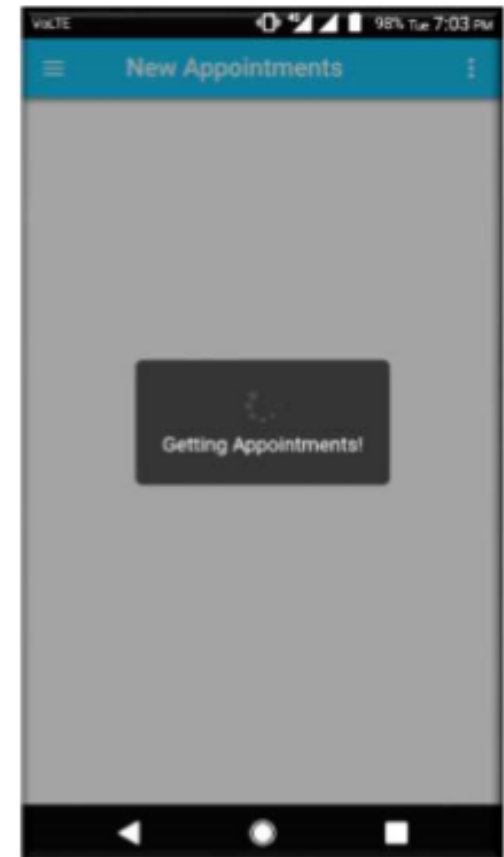


# Appointment List – Old & New

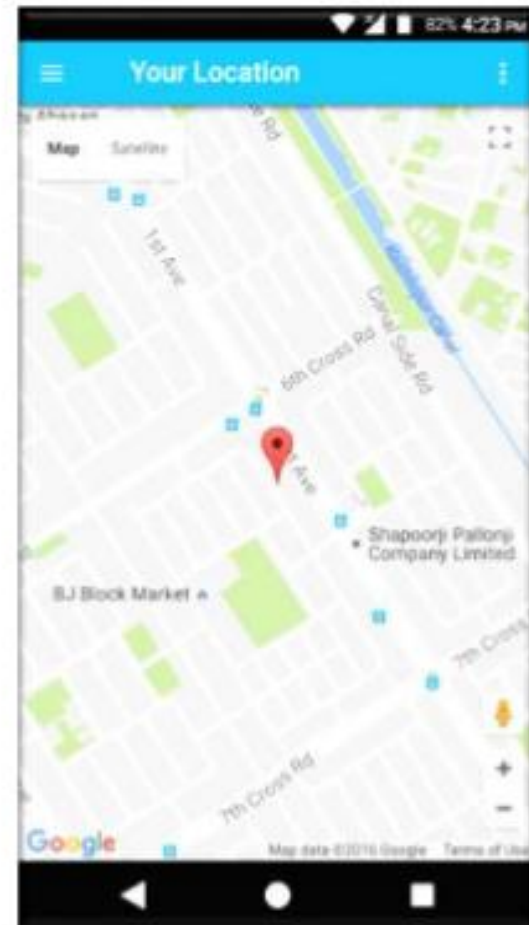




## Appointment – New Uploads



## Field Operative – Map Support

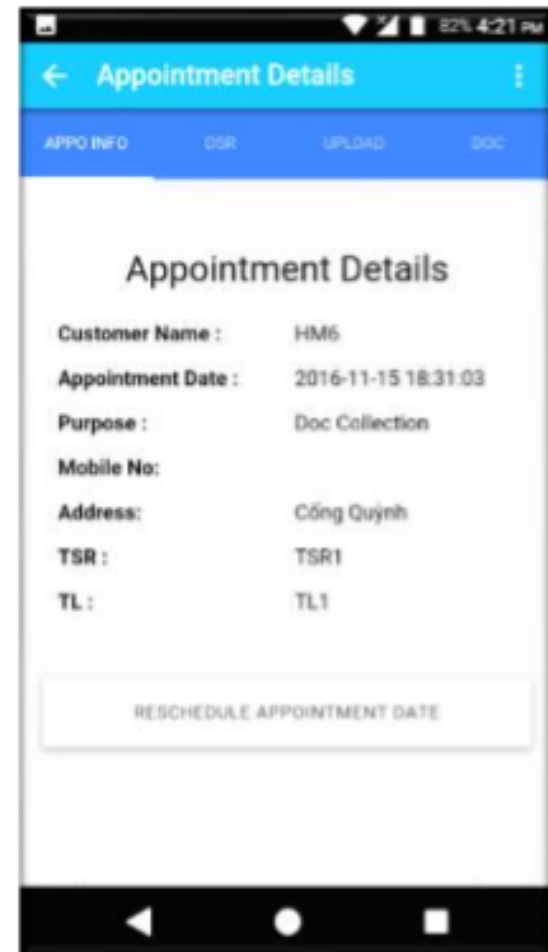




## Out of Office – Attendance & Hours



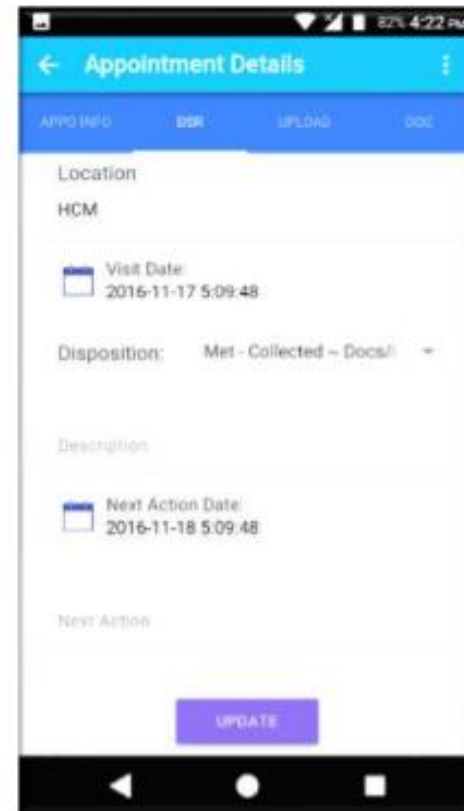
## Customer & Appointment – Tab Based



## Appointment – Re-scheduler



## Daily Sales Report – Customer Level View



Appointment Details

APPO INFO   BSR   UPLOAD   DOC

Location  
HCM

Visit Date  
2016-11-17 5:09:48

Disposition: Met - Collected - Docs/! -

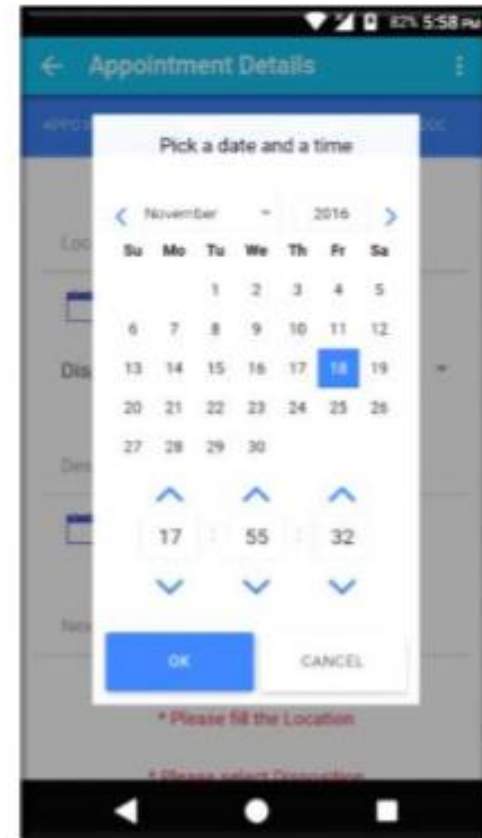
Description

Next Action Date  
2016-11-18 5:09:48

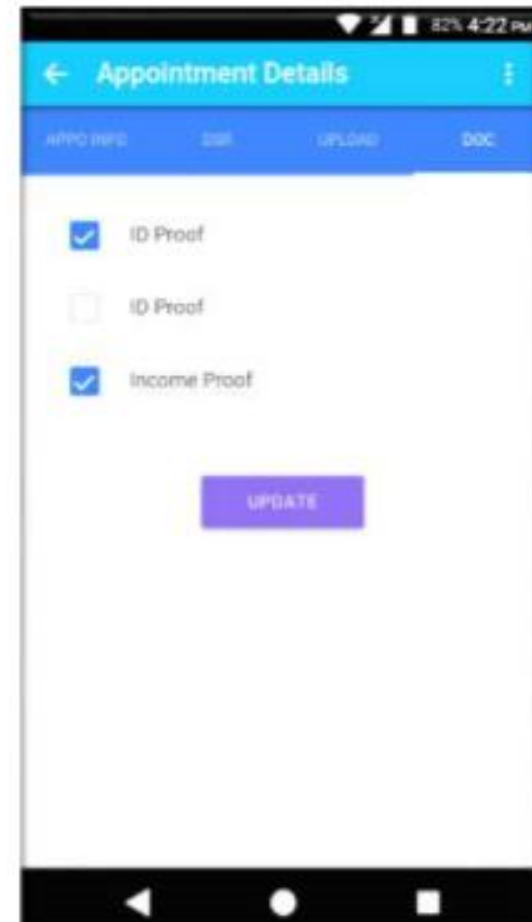
Next Action

UPDATE

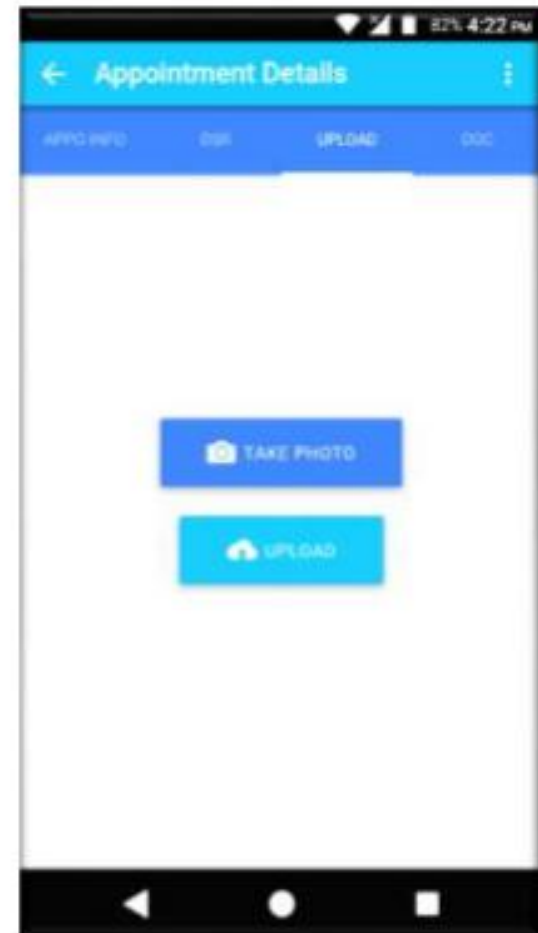
## Appointment Scheduler – By Date Pick



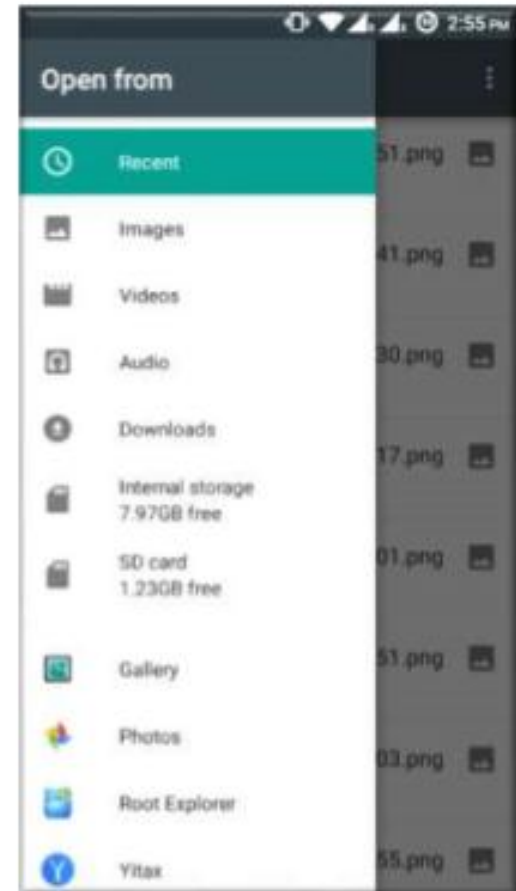
## Document Check List - Update



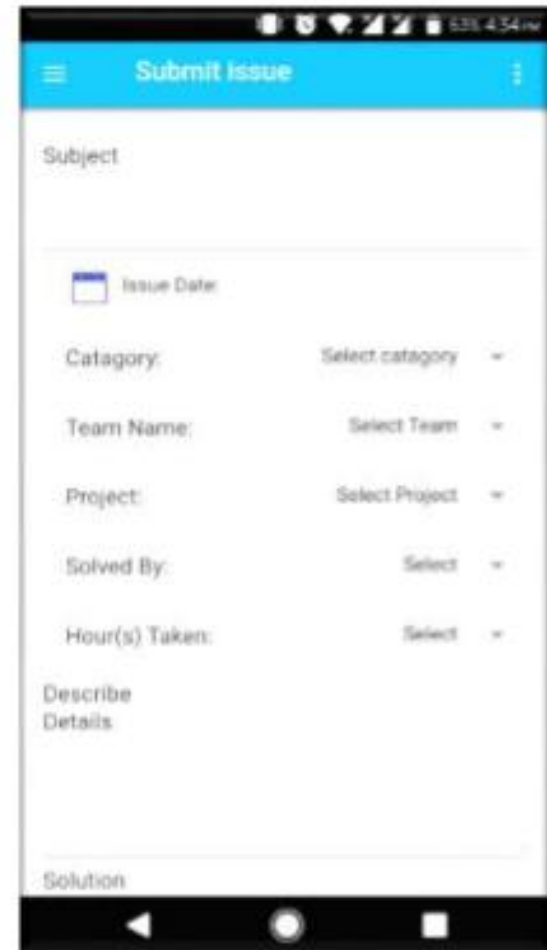
## Electronic Document Upload



## File Upload – Local Storage Access



# Issues Upload



The screenshot shows a mobile application interface for submitting an issue. The title bar is blue and contains the text "Submit Issue" and a menu icon on the left and a three-dot menu icon on the right. The form fields are as follows:

- Subject:** A text input field.
- Issue Date:** A date picker icon.
- Category:** A dropdown menu with the text "Select category".
- Team Name:** A dropdown menu with the text "Select Team".
- Project:** A dropdown menu with the text "Select Project".
- Solved By:** A dropdown menu with the text "Select".
- Hour(s) Taken:** A dropdown menu with the text "Select".
- Describe Details:** A large text area for describing the issue.
- Solution:** A text input field at the bottom of the form.

## Issues Tracking





## Alerts to Field Operatives



